



Online Safety

06/02/2023

Crescent Primary School

Parents Session

Sue Savory



What are your online concerns?

What online activities are your children getting involved in?

STOP



DANGER

3-4



17% have their own mobile phone

To go online: **39%** use a mobile phone, **78%** use a tablet and **10%** use a laptop

89% use video sharing platforms

32% use live streaming apps/sites

50% use messaging sites/apps

21% use social media and **24%** have their own social media profile

18% play games online

81% watch TV or films on any type of device other than a TV set (**85%** on a TV set)

47% watch live TV vs **72%** who watch SVoD¹

5-7



28% have their own mobile phone

To go online: **50%** use a mobile phone, **83%** use a tablet and **27%** use a laptop

93% use video sharing platforms

39% use live streaming apps/sites

59% use messaging sites/apps

33% use social media and **33%** have their own social media profile

38% play games online

74% watch TV or films on any type of device other than a TV set (**88%** on a TV set)

48% watch live TV vs **77%** who watch SVoD¹

8-11



60% have their own mobile phone

To go online: **71%** use a mobile phone, **79%** use a tablet and **55%** use a laptop

95% use video sharing platforms

54% use live streaming apps/sites

84% use messaging sites/apps

64% use social media and **60%** have their own social media profile

69% play games online

79% watch TV or films on any type of device other than a TV set (**90%** on a TV set)

51% watch live TV vs **76%** who watch SVoD¹

32% have seen something worrying or nasty online 📶

32% were able to correctly identify sponsored search results 🔍

12-15



97% have their own mobile phone

To go online: 94% use a mobile phone, 54% use a tablet and 63% use a laptop

98% use video sharing platforms

73% use live streaming apps/sites

97% use messaging sites/apps

91% use social media and 89% have their own social media profile

76% play games online

87% watch TV or films on any type of device other than a TV set (84% on a TV set)

44% watch live TV vs 82% who watch SVoD¹

37% have seen something worrying or nasty online 📶

11% picked only reliable indicators that a social media post was genuine; 📶

83% picked at least one unreliable indicator

64% were able to correctly spot a fake profile 📶

38% were able to correctly identify sponsored search results 🔍

39% were able to correctly identify sponsored content posted by an influencer 📶

16-17



100% have their own mobile phone

To go online: **98%** use a mobile phone, **50%** use a tablet and **63%** use a laptop

98% use video sharing platforms

79% use live streaming apps/sites

99% use messaging sites/apps

97% use social media and **94%** have their own social media profile

73% play games online

85% watch TV or films on any type of device other than a TV set (**82%** on a TV set)

44% watch live TV vs **79%** who watch SVoD¹

42% have seen something worrying or nasty online 📶

13% picked only reliable indicators that a social media post was genuine; 📶

81% picked at least one unreliable indicator

65% were able to correctly spot a fake profile 📶

44% were able to correctly identify sponsored search results 🔍

48% were able to correctly identify sponsored content posted by an influencer 📶

Online Gaming

5-15s Ways of playing



57%

Played on their own - against the games console/player/computer



52%

Played against or with someone else they knew/met in person



25%

Played against or with people they didn't know/hadn't met



Technologies



50 Million People?



38 Years



13 Years



4 Years



**16
Months**



**9
Months**

- TikTok users can make their own short videos on the mobile app, and often like to have music accompany their videos. The users have creative control over the videos.
- Other TikTok users can 'react' to videos they see by filming their responses alongside the original video; or 'duet' by making a video alongside another video.



- Chat service specifically designed for gamers
- connect with each other using either text, voice or video chat.
- Focuses on invite-only, group-based communication.
- Completely free to use
- 14 million players accessing it every day, and a total of 150 million users signed up





PEGI Rating (Pan European Game Information)



PewDiePie



1. PewDiePie - 46m Subscribers

How's it going bros? Those four words have been watched 10.5 BILLION times - and to put that in to perspective, there aren't even that many people on the planet! Felix Kjellberg, better known as PewDiePie, might have been born in Sweden, but the world's most popular YouTuber has settled down in Brighton.

Olajide “jj” Olatunji



2. KSI - 13m Subscribers

Olajide "JJ" Olatunji, has definitely found his ideal platform. The gamer/vlogger/rapper/all-round-legend has amassed a pretty impressive 11,2 million followers in his time on YouTube. These days you can even find him pushing our very own Roman Kemp around on a Swegway.

Zoella



3. Zoella - 10m Subscribers

When you think of fashion and beauty, Zoe Sugg is always our go-to girl! The 25-year-old from Lacock (stop sniggering) in Wiltshire has racked up a mighty 600 million views and has published her first book! (Picture: PA)

Tom Cassell



4. Tom Cassell - 10m Subscribers

You might know Tom better as The Syndicate, and he's one of the main men you'd go to for your latest gaming fix. Tom definitely takes his channel seriously, when he even SKYDIVED to celebrate passing 1 million subscribers - and that was only a year ago! Since then he's jumped up to a mammoth 9.4 million - wonder what he'll do to celebrate passing that 10 million mark? (Picture: Instagram)

Joseph Garrett



5. Joseph Garrett - 7m Subscribers

You might not know much about Joseph Garret - or stampylonghead - unless you're really into Minecraft. Check out Joseph's channel to follow the adventures of Stampy Cat - probably the most popular video game animal in YouTube history! (Picture: Getty)

Joe Sugg



6. Joe Sugg - 6m Subscribers

Thatcher Joe (spotted here with Doug The Pugg) describes himself as a "24 year old who likes to make a fool out of himself on camera for your entertainment" - and that's exactly why we love him (along with his 5.6 million other subscribers). Oh, and he's the younger brother of Zoella, so the Sugg family obviously have some very good DNA!

Caspar Lee



7. Caspar Lee - 6m Subscribers

We're *slightly* jealous of everything that Casper's accomplished by the age of 21... A hugely successful YouTube channel, being approached by Hollywood to star in animated movies AND he even lives with Joe Sugg. Okay, maybe "jealous" doesn't even begin to describe how we feel... (Picture: PA)

Dan Howell



8. Dan Howell - 5.8m Subscribers

(Picture: PA)

Alfie Deyes



9. Alfie Deyes - 5m Subscribers

This guy could do with putting his feet up! After all, he's running three HUGELY popular YouTube channels, including daily vlogs and gaming clips, as well as writing two of his own books! And he still has time to get his make-up done by none other than Ariana Grande. (Picture: PA)

Jack Harries



10. Jack Harries - 4.2m Subscribers

If you don't watch Jack's videos, you should! They will give you SERIOUS travel envy. They visit SO many different countries (and the odd YouTuber along the way) and their clips are genuinely inspiring! (Picture: PA)

Battle Royale

This one trend is single-handedly reshaping the gaming industry.

[Battle royale games in 2018](#) are the hottest topic around, and gaming companies are scrambling to get a piece of the Fortnite pie.

Fortnite, created and developed by Epic Games was released for early access on PC last year. However, since then it has gained massive traction, and its momentum shows no signs of slowing down, with Epic Games [releasing a statement](#) on June 13th, 2018, saying that player count has already reached a staggering 125 million players.



The image features a stylized landscape with a river, mountains, and trees. In the center, a dark green sign with a white border is suspended by two white dog tags. The word "FORTNITE" is written in white on a black banner at the top of the sign, and "BATTLE ROYALE" is written in large yellow letters below it. The background is a soft, hazy landscape with a river and mountains.

FORTNITE

**BATTLE
ROYALE**

APEX

— LEGENDS™ —



v3.01Z667

 **Respawn™**
ENTERTAINMENT
©2019 Electronic Arts Inc.

Safeguards

- Don't give away personal information
- Three levels of privacy
 - Public – anyone can enter the party
 - Friends – where only friends can enter the party
 - Private - no one can enter the party except on invitation by the player

PRIVACY



Advice

- Play the game with the children
- Conversation about acceptable chat
- Boundaries and time limits
- Keep an eye on other responsibilities
- Don't allow access to your credit card.
- Base your decisions on evidence



Unwanted Contact

Contact is normally by people they children don't know

- Inappropriate communication or grooming

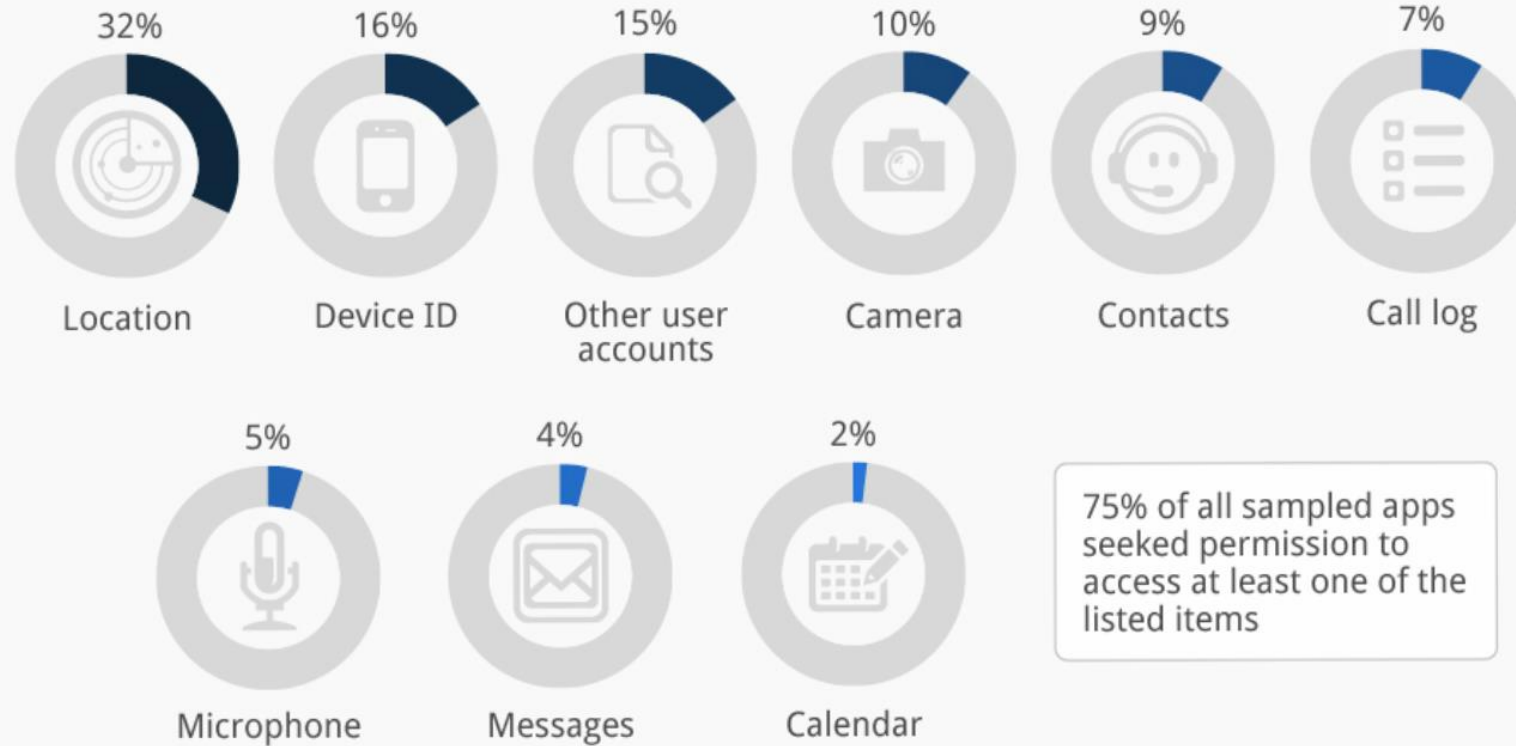
Talk to your children about only playing or talking to people online who they know in real life.

What technologies?



75% Of Mobile Apps Want Access To User Data

Percentage of apps seeking permission to access the following data



75% of all sampled apps sought permission to access at least one of the listed items


Images



Dorse



Killer Penguin



Shug



#5 Britney Spears



#11 Cindy Crawford



Kim Kardashian





Unwanted
Conduct



Digital Footprint

The trail that is left behind when you go online

- Internet search of what data is publicly available



Tech Role Model?

1. When talking to children don't use your mobile phone.
2. Turning off notifications to avoid that constant 'ping'
3. Using an alarm clock so you don't have electronic devices in your bedroom
4. Keeping your phone on silent in your pocket or bag when you are with the children
5. Times in the day when phones are not being used. For example at meal time.
6. Tech free days



What protection? Advice for parents

- Until you think the child is mature enough to deal with the Internet; restrict access
- Offer reassurance and support. Don't be afraid to ask questions
- Tell the child that if they are being bullied to always keep the evidence
- Block the bullies
- Learn how to report and where to go for further support
- Talk to the children about friends and followers online





Setting Boundaries

- Set limits on the amount of the your child spends online – set timings
- Make sure the child takes regular screen breaks
- Make sure the child thinks before they share pictures of videos online
- Make sure the child thinks carefully about what they write before they post it online
- Make sure the child doesn't give out personal details to people they don't know and trust
- Limit inappropriate and block illegal material
- Make sure the child knows to come to a trusted adult if they are concerned about something
- Monitor activity
- Sometimes things go wrong – Falling in the playground? Ensure that the children know who to go to if they need picking up?

What Else?

Setting up separate accounts for the children on the computer

Setting up separate accounts for your child on any mobile devices

- Android- setting up a restricted account
 - Settings and parental control
- Apple – general – restrictions – enable restrictions


Lock in Apps for your children

- Screen pinning on Android
- Guided access on iPhone

Use an App that restricts how long the child spends online

- ScreenTime, netnanny, teensafe

RESTRICTION





Screen Time - Iphone

- Settings
- Screen time
 - Downtime – schedule time away from the screen
 - App limits – set time limits for apps
 - Always allowed – choose apps you want at all times
 - Content and privacy restrictions – block inappropriate content.

Blue Light Filters - Iphone

Enable blue light filtering on your iPhone or iPad:

- Go to **Settings** of your iPhone or iPad
- Go to **Display & Brightness**
- In this section you will find the option to switch on the **Night Shift** feature – this feature filters out the blue light that disturbs your sleeping pattern



Blue Light Filters – Android

- Settings
- Display
- Night Light





iPhone

Restrictions:

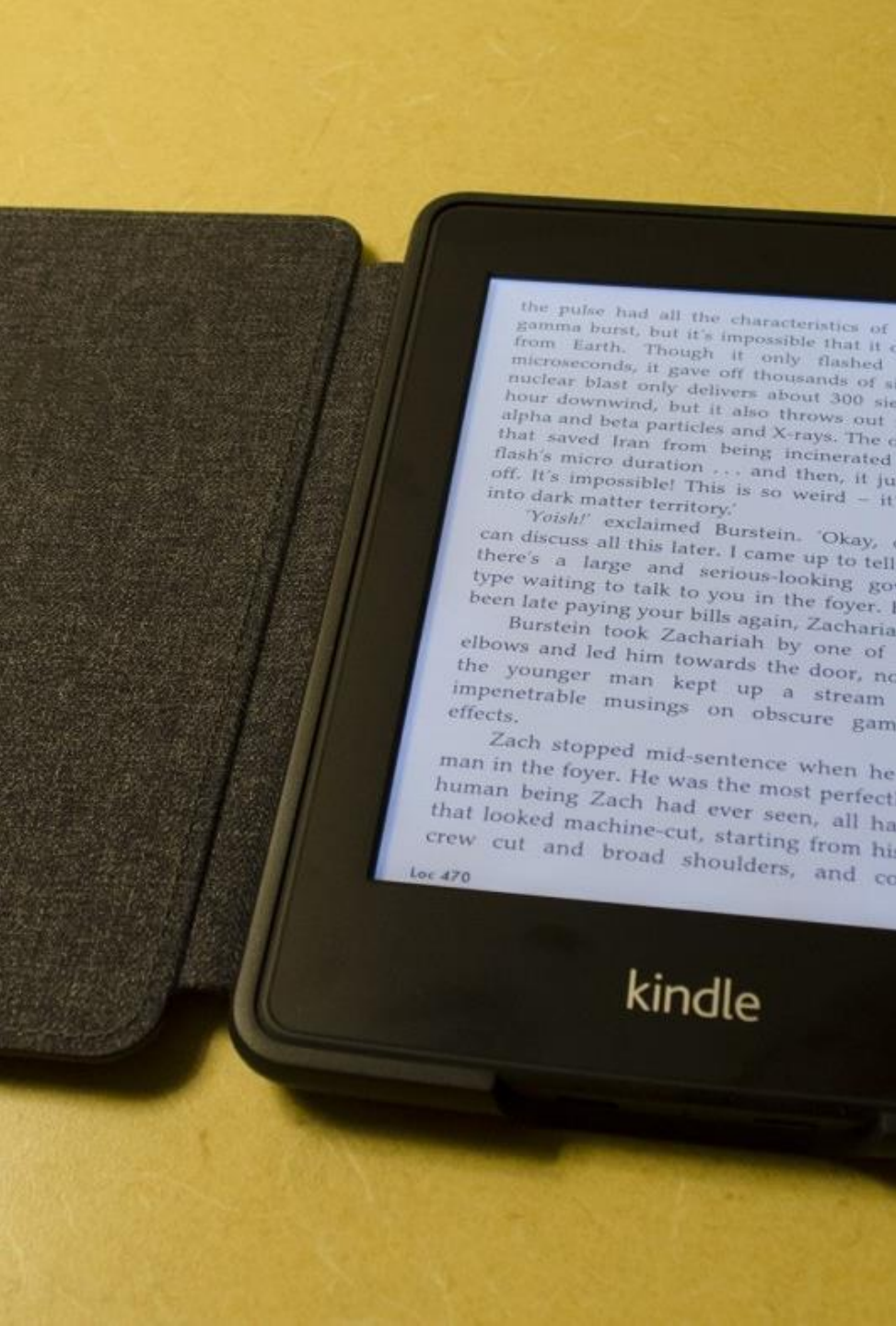
lock certain functions of the device

- hiding songs with explicit lyrics
- preventing YouTube from running
 - Without the four-digit passcode



Android

- Pull down from the top right
- Tap on settings
- Scroll down to set users
- Add user or profile
- Can create a normal user or a restricted profiel.



Kindle

Parental Controls

- Home
- Menu
- Device options
 - Parental controls
- Restrictions
- On – for a password
- OK

Parental Control Apps

- Qustodio
 - Set rules and time
 - Block unsuitable content
- OpenDNS Family Shield
 - Blocks inappropriate material
- Kidlogger
 - Tracks what is typed and websites visited
 - Keeps a record of what is visited and any screengrabs
 - Only covers one device
- Zoodles
 - Dedicated web browser that creates a walled garden

Blue Light Filters – Android



SETTINGS



DISPLAY



NIGHT LIGHT



2. Google SafeSearch



T-Mobile

Google



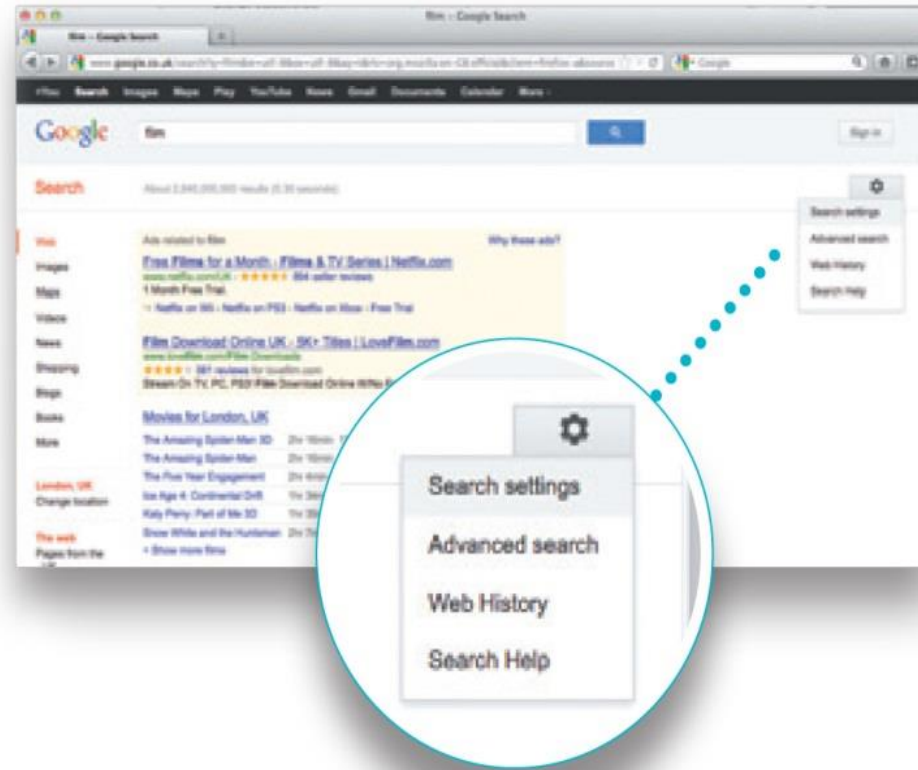
Microsoft



YAHOO!

Google SafeSearch

SafeSearch helps you to keep adult content out of search results by screening websites that contain sexually-explicit content and removing them from the search results.





3. YouTube Safety Mode



T-Mobile

Google

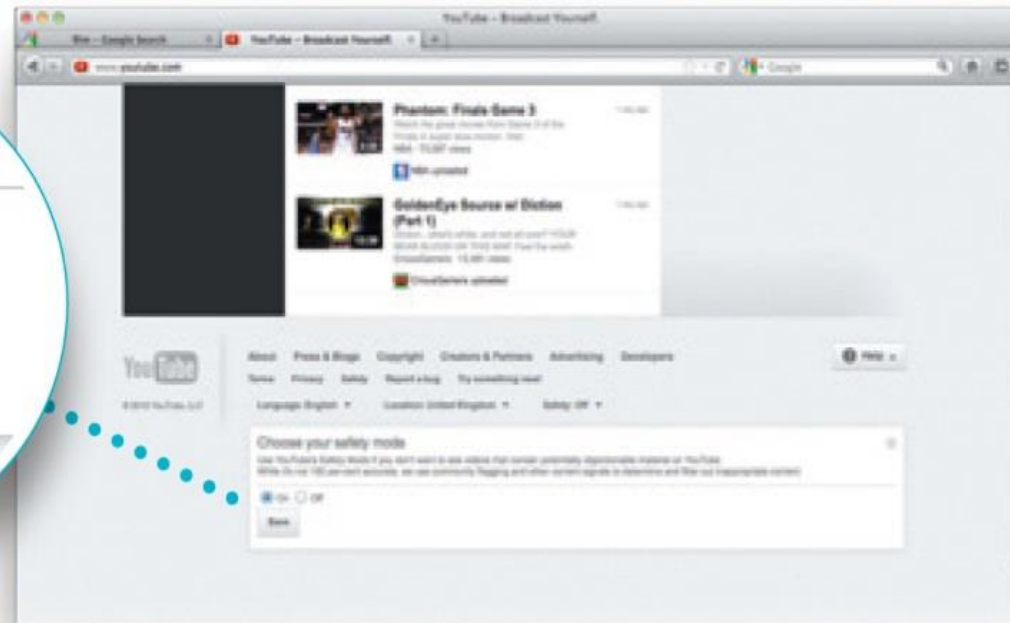
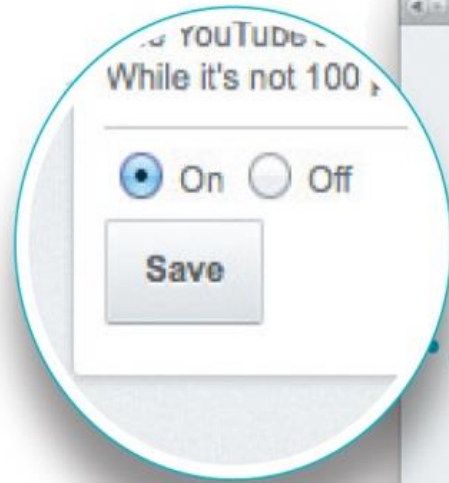


Microsoft



YAHOO!

YouTube Safety Mode



To Enable You Tube Safety Mode

1. Log in to your Google or [Youtube account](#).
2. Go to the YouTube.com site in your web browser.
3. Click on the "Safety" button near the bottom of the YouTube homepage.
4. Click the "On" button. If you receive a message after clicking the on button that says "You can lock the Safety Mode setting after you sign in" then you are not logged into Google / YouTube. Click the "sign in" link if needed.
5. Check the box that says "Lock safety mode on this browser".
6. Click the "Save" button. After you've clicked the save button, the page you were on will reload and you will see a banner near the top of the page that shows a check mark with the words "Successfully enabled Safety Mode" next to it.
7. IMPORTANT!! In order to prevent your child from just turning safety mode off, you must log out of your Google / YouTube account by clicking your username link in the top right-hand corner of the browser window. This will effectively lock the setting in for the browser you are using, preventing your child from disabling Safety Mode. You will need to repeat this process for all other web browsers that are on your computer (i.e. Firefox, Safari, etc).

Enable YouTube Safety Mode on Your Mobile Device

Safety Mode may also be available on your mobile device's [YouTube app](#). Check the settings area of the mobile app to see if it is an option. The process for locking the feature should be similar to the process above.

Setting Parental Controls on YouTube

<https://www.youtube.com/watch?v=u00yKwGFpS0>





4. Internet provider parental control



Internet provider parental control

- ✓ You can set different age limits for your children so you can make sure they only see content appropriate to their age
- ✓ They enable you to set limits on how long your child stays online and when they go online
- ✓ You can allow or block specific programs, like Instant Messenger, or hardware like webcams

What it does

- ✓ Web blocking – by category or by address

Block these categories:

<input checked="" type="checkbox"/> Alcohol	<input checked="" type="checkbox"/> Free Pages	<input checked="" type="checkbox"/> Murder/Suicide	<input checked="" type="checkbox"/> Sex
<input type="checkbox"/> Auction	<input checked="" type="checkbox"/> Gambling	<input type="checkbox"/> News	<input checked="" type="checkbox"/> Social Networking
<input checked="" type="checkbox"/> Chat	<input checked="" type="checkbox"/> Games	<input checked="" type="checkbox"/> Nudity	<input type="checkbox"/> Sports
<input checked="" type="checkbox"/> Dating	<input checked="" type="checkbox"/> Hate Sites	<input checked="" type="checkbox"/> Personal Info	<input type="checkbox"/> Stocks
<input checked="" type="checkbox"/> Distasteful	<input checked="" type="checkbox"/> Illegal	<input checked="" type="checkbox"/> Pornography	<input checked="" type="checkbox"/> Swimsuits
<input checked="" type="checkbox"/> Drugs	<input type="checkbox"/> Job Search	<input checked="" type="checkbox"/> Profanity	<input checked="" type="checkbox"/> Tobacco
<input checked="" type="checkbox"/> E-Commerce	<input type="checkbox"/> Jokes	<input checked="" type="checkbox"/> School Cheating	<input checked="" type="checkbox"/> Violence
<input type="checkbox"/> Entertainment	<input checked="" type="checkbox"/> Lingerie	<input type="checkbox"/> Search Engines	<input checked="" type="checkbox"/> Weapons
<input checked="" type="checkbox"/> Free Mail	<input checked="" type="checkbox"/> Message Boards	<input type="checkbox"/> Search Terms	

Category Description

Click on a category name to see a description of the websites within that category.

What it does

- ✓ Allows you to set up safe searching
- ✓ Set filters for YouTube
- ✓ Block media players
- ✓ Set controls for American TV sites (UK coming soon)
- ✓ Monitor music downloading

What it does

Allows you to:

- ✓ Block email addresses
- ✓ Block and/or monitor Instant Messenger
- ✓ Block online gaming and gaming websites

What it does

- ✓ Allows you to set time limits for online use

The screenshot shows a window titled "Change Schedule" with a red header and a close button. Below the title is a descriptive paragraph: "Decide when you want the Internet to be available. Green boxes represent times when the Internet is available, and red boxes represent time when it's unavailable. Choose from one of the sample schedules, or create your own by selecting specific times (you can select boxes individually or click and drag)." Below this is a grid with days of the week on the y-axis and time slots on the x-axis. The x-axis labels are: MIDNIGHT, 1:00, 2:00, 3:00, 4:00, 5:00, 6:00, 7:00, 8:00, 9:00, 10:00, 11:00, NOON, 1:00, 2:00, 3:00, 4:00, 5:00, 6:00, 7:00, 8:00, 9:00, 10:00, 11:00. The grid shows a sample schedule where internet is available (green) from 6:00 AM to 11:00 PM on school nights (Mon-Fri) and from 6:00 AM to 11:00 PM on weekends (Sat-Sun). Internet is unavailable (red) from 11:00 PM to 6:00 AM on school nights and from 11:00 PM to 6:00 AM on weekends. Below the grid is a "Sample schedules:" dropdown menu with the following options: "Block 8 PM to 6 AM on school nights" (selected), "Select a schedule", "Block 8 PM to 6 AM on school nights", "Block 8 PM to 6 AM every day", and "Unrestricted". An "Apply" button is to the right of the dropdown. The McAfee logo is in the bottom left corner, and "Advanced Settings" is in the bottom right corner.

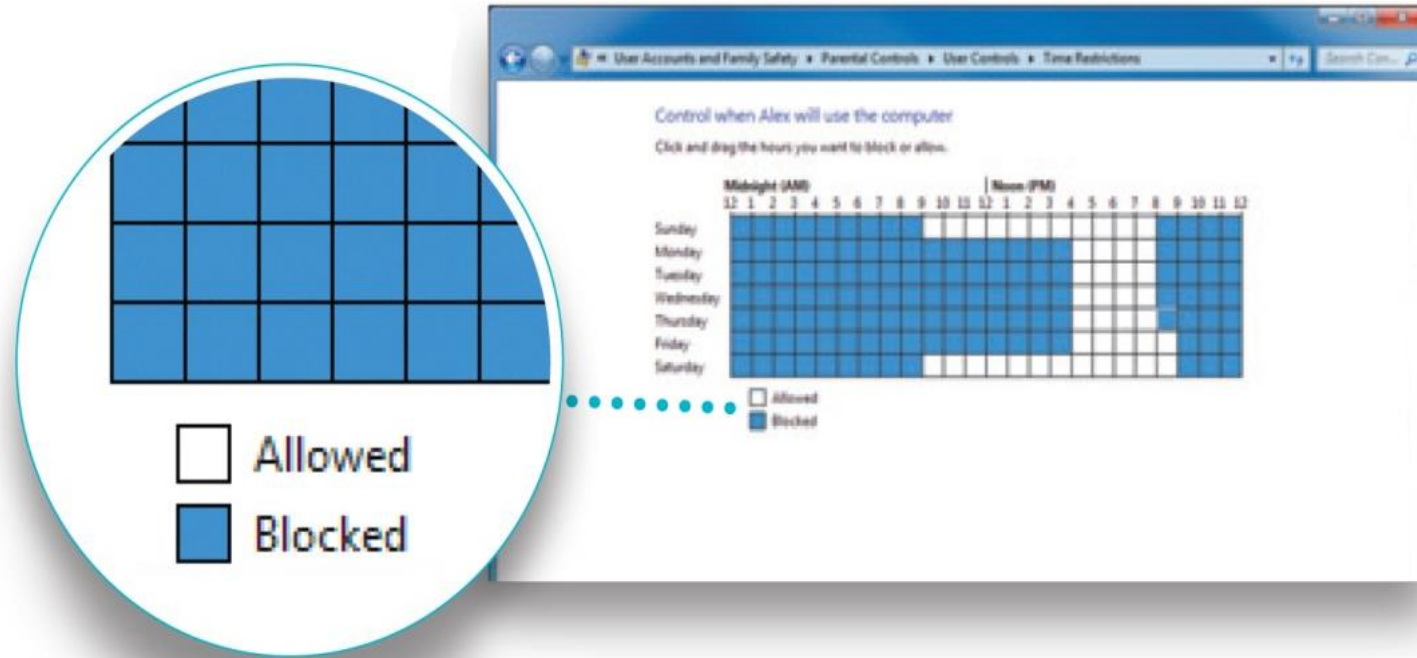
Day	MIDNIGHT	1:00	2:00	3:00	4:00	5:00	6:00	7:00	8:00	9:00	10:00	11:00	NOON	1:00	2:00	3:00	4:00	5:00	6:00	7:00	8:00	9:00	10:00	11:00
Mon	Red	Red	Red	Red	Red	Red	Green	Green	Green	Green	Green	Green	Green	Green	Green	Green	Green	Green	Green	Green	Green	Red	Red	Red
Tues	Red	Red	Red	Red	Red	Red	Green	Green	Green	Green	Green	Green	Green	Green	Green	Green	Green	Green	Green	Green	Green	Red	Red	Red
Wed	Red	Red	Red	Red	Red	Red	Green	Green	Green	Green	Green	Green	Green	Green	Green	Green	Green	Green	Green	Green	Green	Red	Red	Red
Thurs	Red	Red	Red	Red	Red	Red	Green	Green	Green	Green	Green	Green	Green	Green	Green	Green	Green	Green	Green	Green	Green	Red	Red	Red
Fri	Red	Red	Red	Red	Red	Red	Green	Green	Green	Green	Green	Green	Green	Green	Green	Green	Green	Green	Green	Green	Green	Red	Red	Red
Sat	Red	Red	Red	Red	Red	Red	Green	Green	Green	Green	Green	Green	Green	Green	Green	Green	Green	Green	Green	Green	Green	Red	Red	Red
Sun	Red	Red	Red	Red	Red	Red	Green	Green	Green	Green	Green	Green	Green	Green	Green	Green	Green	Green	Green	Green	Green	Red	Red	Red



5. Parental Controls on your computer



Computer Parental Controls

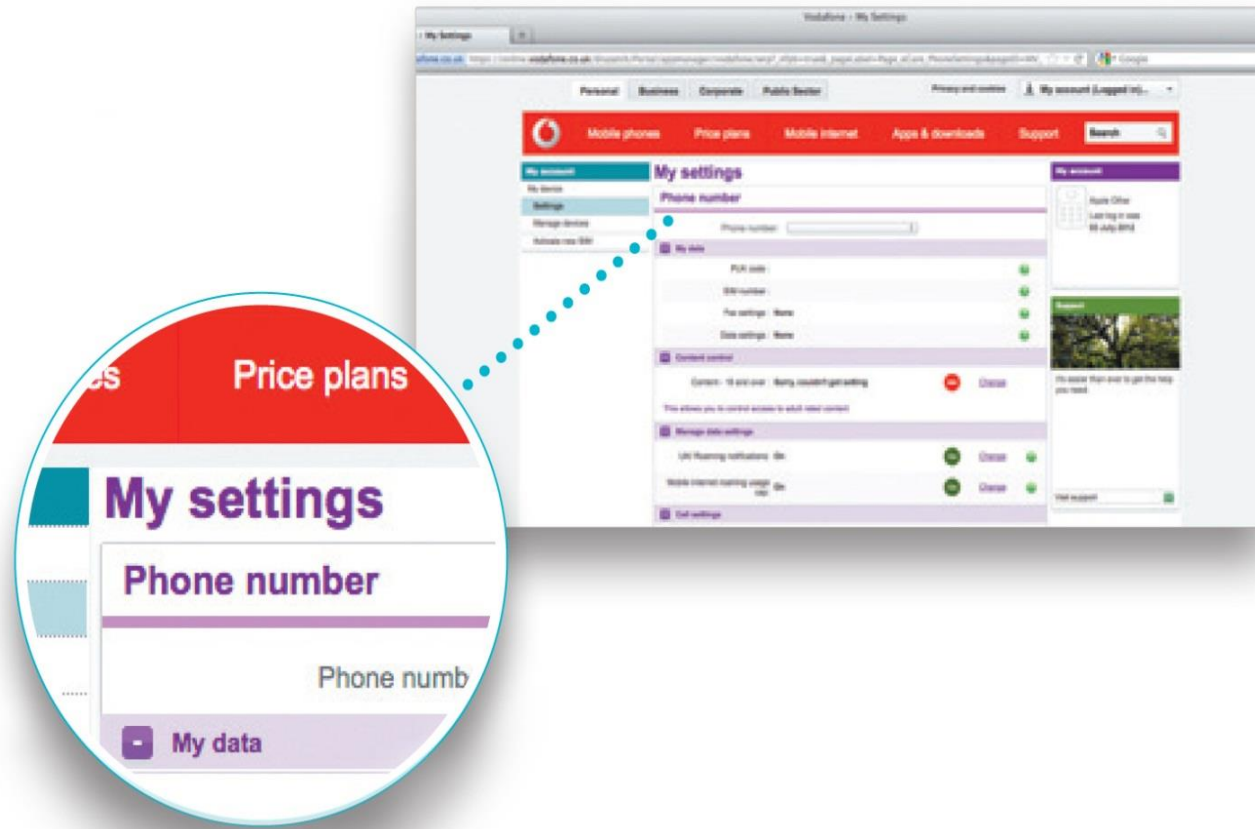




6. Parental Controls on your mobile



Mobile Parental Controls





7. Parental Controls on your games console



Console Parental Controls



Hidden Apps



The image shows a video player interface. The main content area has a teal background. On the left, there is a small inset image of a woman smiling and looking at her iPhone. To the right of this image, the text "How to find hidden apps on someone's iPhone" is displayed in white, bold font. In the bottom right corner of the teal area, there is a copyright notice: "© 2019 SmartSocial.com". On the right side of the video player, there is a vertical video feed of a man with dark hair, wearing a dark jacket, smiling. At the bottom of the video player, there is a black control bar with white icons for play, next, volume, and a progress indicator showing "0:00 / 0:51". To the right of the progress bar are icons for chat, settings, and full screen.

ADOPT ME!

Adopt Me!

Everything you need to know about the popular Roblox game.



Age ratings

All you need to know about age ratings.

amazon

Amazon Prime

Setting safety and purchase restrictions.

AMONG US

Among Us



What you need to know about the popular multiplayer game.



APEX



Online Pornography





Digital Parenting

10

years helping families enjoy a happier, safer digital life

by  **vodafone**



How to be an ally online


According to the Office for National Statistics, around one in five children aged 10 to 15 years in England and Wales experienced online bullying last year, whether on social media, messaging platforms, gaming platforms or mobile phones.

“By raising your voice, calling out bullies, reaching out to trusted adults or by creating awareness of the issue. Even a simple act of kindness can go a long way.”

Scary? Yes. But look at those numbers: odds are, your child will be in a position to support those in trouble, with their self-worth and values intact. Recently, charities and campaigners have been stressing the importance of teaching children not just about the negative impacts of bullying, but about the positive influence of allies, too. The Collins Dictionary describes an ally as: “someone who supports people who are in a minority group or who are discriminated against, even though they do not belong to that group themselves.” When it comes to online bullying, such allies are very important, says Dr Wendy Sims-Schouten, child psychologist and Associate Professor in Childhood Studies at the University of Portsmouth.

Such bullying exists in many forms, she explains “from exclusion, name-calling and racism through to stigmatising as well as sexting...” Whatever its shape, one thing remains constant for the young person on the receiving end: “From my conversations with young people, it is clear that they want peer support.”

The question is, what support could your child give, and how?



KINDNESS IS THE KEY

Global children's charity Unicef's campaign against cyberbullying highlights a number of ways in which young people can be allies: “by raising your voice, calling out bullies, reaching out to trusted adults or by creating awareness of the issue. Even a simple act of kindness can go a long way.”

Dr Sims-Schouten agrees that kindness is key but points out that children cannot be allies on their own. They need strong and effective systems in place to back them up, such as robust reporting mechanisms and peer support networks at school. Without these, “it's hard to ask a child to be ‘brave’ and call out bullying, because this may make them the victim themselves.”

Ensuring your school is on board is therefore key. But there's plenty parents can do, too. Since 24% of 3-4 year-olds now have their own tablets, Dr Sims-Schouten says it is important to send clear messages about what positive and negative behaviour looks like online from the start. Rather than frightening or overwhelming small children with words like ‘bullying’, however, she suggests framing early conversations in terms of ‘kind’ and ‘unkind’ behaviour.

ROLE-MODEL ADULTS

If your tween or teen is reluctant to talk, don't panic. Modelling inclusive and kind behaviour yourself can have just as big an impact. Make sure that your children see you treating marginalised and minority groups with kindness and without judgement. Point out discrimination when you see it on TV or in the news and clearly reject it.

If you do want to start a conversation: “use what they tell you as a hook,” suggests Dr Sims-Schouten. If they share a story about someone else's treatment online or at school, ask them gently how they felt about it, and explore the subject together. Indeed, when it comes to cyberbullying, the child psychologist says, many of us hit a hurdle: “a lot of parents do not have the knowledge and understanding of all the platforms that young people are engaging in.” So the first step in raising an ally is to stop and listen. “This discussion should be a two-way street,” she explains. “What do they think? What does online bullying mean to them?”

Whatever happens, children should know: “they are in a safe place to discuss this, where they won't be penalised or judged.” Helping your child be an ally to others, it turns out, means being their ally first.

What are kids talking about?



As an online safety organisation, it's been fascinating for us at Digital Awareness UK to see just how much our relationships with technology have changed since the start of COVID-19. We've learned how to work, learn, socialise, shop, entertain ourselves and much, much more in ways that would have been unrecognisable pre-pandemic.

Having spoken to young people throughout this time, it's been remarkable to discover how well they've adapted to this ever-changing digital landscape. And for parents, it's been just as remarkable to see the speed at which they've adapted to keep their children safe online amid the challenges of remote working, intermittent quarantines and the general uncertainty many of us still feel.

As the digital world continues to evolve for our children, we as parents must continue to evolve with it. With that in mind, here's a breakdown of trends we're seeing in schools for parents to be mindful of, so they are best equipped to ensure that their children can safely enjoy all the fantastic benefits technology has to offer.



Early years trend: Independent use increasing

With many of us parents juggling remote working with busy family lives, children are spending more and more time using devices independently. A trend that we have seen as a result is that preschool-aged children are increasingly being exposed to harmful content that may be sexual, violent, include bad language, or otherwise be inappropriate. This happens most often when young children are left alone using video streaming platforms, in particular.

So what should I do? Parental controls are a fantastic tool for parents of very young children, to help filter out inappropriate content (please go to [Vodafone News Centre](#) for advice on parental controls). We recommend teaching children from a young age that it's not their fault if they unintentionally come across upsetting content online, and that the most important thing is that they come and talk to their parents for support.



Primary school trend: Rules relaxed


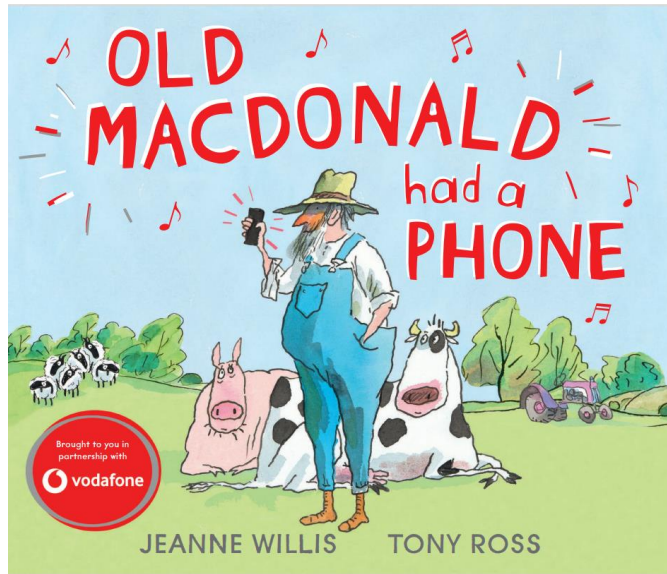

We have noted a marked increase in the number of children using social media, messaging apps and games rated for a much older audience at our primary schools. According to research from the Office for National Statistics, half of parents said they had had to relax rules about what their child did online during the first lockdown, and from the conversations we're having, it seems many parents are yet to revert to pre-pandemic rules.

Many parents have faced pressure to ensure their children are entertained and socialised since the start of the pandemic, perhaps allowing them to have a social media account earlier than planned. Sadly, while this has many benefits, we've spoken to numerous children who've experienced issues such as online bullying and grooming when using these sorts of platforms at such a young age.

10

years
of Digital
Parenting

In 2012, a quarter
of kids aged 8-12
had a profile
on MySpace
and Bebo... RIP
Foursquare!



Restricting access to recording videos

- [How to Use the Parental Controls on a Smartphone - Consumer Reports](#)
- [How do I turn off the camera on my phone? Just in case you need to – Smartphone Photography \(smartphone-photography.com\)](#)

It looks like restricting access to your child recording videos can be carried out in a couple of ways.

- Setting parental controls and restricting access to apps
- Turning off the camera

Privacy Settings

- **Instagram:** <https://help.instagram.com/116024195217477/>
- **Snapchat:** <https://support.snapchat.com/a/privacy-settings>
- **WhatsApp:** <https://www.whatsapp.com/faq/en/general/21197244>
- **YouTube:**
- <https://www.howtogeek.com/243192/how-to-manage-your-youtube-privacy-settings/>



Finally

Any questions?